

1. Name of Listed Entity: Prizor Viztech Limited
2. Scrip Code/Name of Scrip/Class of Security: PRIZOR
3. Share Holding Pattern Filed under: 31b
4. Share Holding Pattern as on : 31-Mar-2025
5. **Declaration:** The Listed entity is required to submit the following declaration to the extent of submission of information:-

S. No.	Particulars	Yes/No	
1	Whether the Listed Entity has issued any partly paid up shares?	No	
2	Whether the Listed Entity has issued any Convertible Securities?	No	
3	Whether the Listed Entity has any shares against which depository receipts are issued?	No	
4	Whether the Listed Entity has any shares in locked-in?	Yes	Promoter and Promoter Group Public Group
5	Whether any shares held by promoters are pledge or otherwise encumbered?	No	
6	Whether the Listed Entity has issued any differential Voting Rights?	No	
7	Whether the Listed Entity has issued any Warrants ?	No	
8	Whether the listed entity has any significant beneficial owner?	No	

Table I - Summary Statement holding of specified securities

Category (I)	Category of shareholder (II)	Nos. of share holders	No. of fully paid up equity	No. of Partly paid-up	No. of shares underlying	Total nos. share s	Shareholding g as a % of total no. of shares	Number of Voting Rights held in each class of securities			No. of Shares Underlying	Shareholding, as a % assuming full conversion	Number of Locked in shares		Number of Shares pledged or		Number of equity shares held	Sub- categoriza tion of shares
			(III) shares held	equity shares	Depository Receipts	held (VII) = (IV)+(V)+ (VI)	(calculated as per SCRR, 1957) (VIII) As a % of (A+B+C2)	(IX)			Outstanding convertible securities (including Warrants) (X)	of convertible securities (as a percentage of diluted share capital) (XI) = (VII)+(X) As a % of	(XII)		(XIII) otherwise encumbered		in dematerializ ed form	Shareholding No of shares under
			(IV)	(V)	(VI)	(VI)		No of Voting Rights					No (a)	As a % of total Sha	No (a)	As a % of total Shar e s held	(XIV)	
								Class	Class	To								
								ss	ss	t								





								eg: X	eg: y	al			(A+B+C2)		r es hel d (b)		(b)		Sub- Cate gory I	Sub- Cate gory III	Sub- Cate gory III
A	Promoter & Promoter Group	5	7299989	0	0	7299989	68.28	7299989	0	7299989	68.28	0	68.28	7299989	100	0	0	7299989			
B	Public	1518	3391214	0	0	3391214	31.72	3391214	0	3391214	31.72	0	31.72	500014	14.74			3391214			
C	Non Promoter- Non Public	0	0	0	0	0		0	0	0	0	0		0	0			0			
C1	Shares underlying DRs	0	0	0	0	0		0	0	0	0	0		0	0			0			
C2	Shares held by Employee Trusts	0	0	0	0	0	0	0	0	0	0	0	0	0	0			0			
	Total	1523	10691203	0	0	10691203	100	10691203	0	10691203	100	0	100	7800003	72.96	0	0	10691203			



Table II - Statement showing shareholding pattern of the Promoter and Promoter Group

Category & Name of the Shareholders (I)	PAN (II)	No. of share holder (III)	No. of fully paid up equity shares held (IV)	Partly paid-up equity shares held (V)	Nos. of shares underlying Depository Receipts (VI)	Total nos. shares held (VII = IV+V+VI)	Shareholding % calculated as per SCRR, 1957 (VIII)	Number of Voting Rights held in each class of securities (IX)				No. of Shares Underlying Outstanding convertible securities (including Warrants) (X)	Shareholding, as a % assuming full conversion of convertible securities (as a percentage of diluted share capital) (XI) = (VII)+(X) as a % of A+B+C2	Number of Locked in shares (XII)		Number of Shares pledged or otherwise encumbered (XIII)		Number of equity shares held in dematerialized form (XIV)	
								No of Voting Rights			Total as a % of Total Voting rights			No. (a)	As a % of total Shares held (b)	No. (a)	As a % of total shares held (b)		
								Class X	Class Y	Total									
1	Indian		0	0	0	0	0	0	0	0	0	0	0	0	0	0	0	0	
a	Individuals/Hindu undivided Family		5	7299989	0	0	7299989	68.28	7299989	0	7299989	68.28	0	68.28	7299989	100	0	0	7299989
	DASHARAT HBHARTHI GOPALBHARTH GAUSWAMI	APTPG5329J	1	2469968	0	0	2469968	23.1	2469968	0	2469968	23.1	0	23.1	2469968	100	0	0	2469968
	MITALI DASHARAT HBHARTHI GAUSWAMI	CCQPP3809J	1	4830000	0	0	4830000	45.18	4830000	0	4830000	45.18	0	45.18	4830000	100	0	0	4830000
	ASHOKKUMAR AMRITLAL PARMAR	AEEP0849N	1	7	0	0	7	0	7	0	7	0	0	0	7	100	0	0	7
	GOVINDVAN SWARUPVAN VAIRAGI	AGYPV5431G	1	7	0	0	7	0	7	0	7	0	0	0	7	100	0	0	7
	JAYSHREEB	DGD	1	7	0	0	7	0	7	0	7	0	0	0	7	100	0	0	7





	EN ASHOKBHA I PARMAR	PP09 24A																	
	LILABEN GOPALBHA RTHI GAUSWAMI	CBJP G557 9G	0	0	0	0	0	0	0	0	0	0	0	0	0	0	0	0	0
	BADRUBHA RATHI GOPALBHA RATHI GAUSWAMI	AWH PG22 77N	0	0	0	0	0	0	0	0	0	0	0	0	0	0	0	0	0
	nGOSWAMI SONALBEN MAYANKPU RIn	DETP G089 5D	0	0	0	0	0	0	0	0	0	0	0	0	0	0	0	0	0
	KAUSHIK ASHOK PARMAR	CCQ PP39 09M	0	0	0	0	0	0	0	0	0	0	0	0	0	0	0	0	0
	PRIZVEE DASHARAT HBHARTHI GAUSWAMI	ZZZZ Z999 9Z	0	0	0	0	0	0	0	0	0	0	0	0	0	0	0	0	0
	MAHARTH DASHARAT HBHARTHI GAUSWAMI	ZZZZ Z999 9Z	0	0	0	0	0	0	0	0	0	0	0	0	0	0	0	0	0
b	Central Government/ State Government(s)		0	0	0	0	0	0	0	0	0	0	0	0	0	0	0	0	0
c	Financial Institutions/ Banks		0	0	0	0	0	0	0	0	0	0	0	0	0	0	0	0	0
d	Any Other (specify)		0	0	0	0	0	0	0	0	0	0	0	0	0	0	0	0	0



	Bodies Corporate		0	0	0	0	0	0	0	0	0	0	0	0	0	0	0	0	0
	PRIZOR SNACKS PRIVATE LIMITED	ABC CS97 16K	0	0	0	0	0	0	0	0	0	0	0	0	0	0	0	0	0
	Other		0	0	0	0	0	0	0	0	0	0	0	0	0	0	0	0	0
	OM SECURITY SOLUTIONS	ZZZZ Z999 9Z	0	0	0	0	0	0	0	0	0	0	0	0	0	0	0	0	0
	Sub-Total (A)(1)		5	7299989	0	0	7299989	68.28	7299989	0	7299989	68.28	0	68.28	7299989	100	0	0	7299989
2	Foreign		0	0	0	0	0	0	0	0	0	0	0	0	0	0	0	0	0
a	Individuals (Non-Resident Individuals/ Foreign Individuals)		0	0	0	0	0	0	0	0	0	0	0	0	0	0	0	0	0
b	Government		0	0	0	0	0	0	0	0	0	0	0	0	0	0	0	0	0
c	Institutions		0	0	0	0	0	0	0	0	0	0	0	0	0	0	0	0	0
d	Foreign Portfolio Investor		0	0	0	0	0	0	0	0	0	0	0	0	0	0	0	0	0
e	Any Other (specify)		0	0	0	0	0	0	0	0	0	0	0	0	0	0	0	0	0
	Sub-Total (A)(2)		0	0	0	0	0	0	0	0	0	0	0	0	0	0	0	0	0
	Total Shareholding of Promoter and Promoter Group (A)= (A)(1)+(A)(2)		5	7299989	0	0	7299989	68.28	7299989	0	7299989	68.28	0	68.28	7299989	100	0	0	7299989





Table III - Statement showing shareholding pattern of the Public shareholder

	Category & Name of the Shareholders (I)	PAN (II)	Nos. of share holder (III)	No. of fully paid up equity shares held (IV)	Partly paid-up equity shares held (V)	Nos. of shares underlying Depository Receipts (VI)	Total nos. shares held VII = IV+V+VI	Shareholding % calculated as per SCRR, 1957 As a % of (A+B+C2) VIII	Number of Voting Rights held in each class of securities (IX)				No. of Shares Underlying Outstanding convertible securities (including Warrants) (X)	Total shareholding, as a % assuming full conversion of convertible securities (as a percentage of diluted share capital) (XI)	Number of Locked in shares (XII)		Number of Shares pledged or otherwise encumbered (XIII)		Number of equity shares held in dematerialized form (XIV)	Sub-categorization of shares		
									No of Voting Rights			Total as a % of Total Voting rights			No. (a)	As a % of total Shares held (b)	No. (Not applicable) (a)	As a % of total shares held (Not applicable) (b)		Shareholding (No. of shares) under		
									Classes X	Classes Y	Total									Sub-Category I	Sub-Category II	Sub-Category III
l	Institutions (Domestic)		0	0	0	0	0	0	0	0	0	0	0	0	0			0				
a	Mutual Funds		0	0	0	0	0	0	0	0	0	0	0	0	0			0				
b	Venture Capital Funds		0	0	0	0	0	0	0	0	0	0	0	0	0			0				
c	Alternate Investment Funds		0	0	0	0	0	0	0	0	0	0	0	0	0			0				
d	Banks		0	0	0	0	0	0	0	0	0	0	0	0	0			0				
e	Insurance Companies		0	0	0	0	0	0	0	0	0	0	0	0	0			0				
f	Provident Funds/ Pension Funds		0	0	0	0	0	0	0	0	0	0	0	0	0			0				
g	Asset		0	0	0	0	0	0	0	0	0	0	0	0	0			0				







	reconstruction companies																		
h	Sovereign Wealth Funds		0	0	0	0	0	0	0	0	0	0	0	0	0	0			0
i	NBFCs registered with RBI		0	0	0	0	0	0	0	0	0	0	0	0	0	0			0
j	Other Financial Institutions		0	0	0	0	0	0	0	0	0	0	0	0	0	0			0
k	Any Other (specify)		0	0	0	0	0	0	0	0	0	0	0	0	0	0			0
	Sub-Total (B)(1)		0	0	0	0	0	0	0	0	0	0	0	0	0	0			0
2	Institutions (Foreign)		0	0	0	0	0	0	0	0	0	0	0	0	0	0			0
a	Foreign Direct Investment		0	0	0	0	0	0	0	0	0	0	0	0	0	0			0
b	Foreign Venture Capital Investors		0	0	0	0	0	0	0	0	0	0	0	0	0	0			0
c	Sovereign Wealth Funds		0	0	0	0	0	0	0	0	0	0	0	0	0	0			0
d	Foreign Portfolio Investors Category I		2	152000	0	0	152000	1.42	152000	0	152000	1.42	0	1.42	0	0			152000
	NOVA GLOBAL OPPORTUNITIES FUND PCC - TOUCHSTO	AAI CN72 11R	1	148800	0	0	148800	1.39	148800	0	148800	1.39	0	1.39	0	0			148800



	NE																		
e	Foreign Portfolio Investors Category II		0	0	0	0	0	0	0	0	0	0	0	0	0	0			0
f	Overseas Depositories (holding DRs) (balancing figure)		0	0	0	0	0	0	0	0	0	0	0	0	0	0			0
g	Any Other (specify)		0	0	0	0	0	0	0	0	0	0	0	0	0	0			0
	Sub-Total (B)(2)		2	152000	0	152000	1.42	152000	0	152000	1.42	0	1.42	0	0			152000	
3	Central Government / State Government(s)		0	0	0	0	0	0	0	0	0	0	0	0	0			0	
a	Central Government / President of India		0	0	0	0	0	0	0	0	0	0	0	0	0			0	
b	State Government / Governor		0	0	0	0	0	0	0	0	0	0	0	0	0			0	
c	Shareholding by Companies or Bodies Corporate where Central / State Government is a promoter		0	0	0	0	0	0	0	0	0	0	0	0	0			0	






	Sub-Total (B)(3)	0	0	0	0	0	0	0	0	0	0	0	0	0	0	0	0
4	Non-institutions	0	0	0	0	0	0	0	0	0	0	0	0	0	0	0	0
a	Associate companies / Subsidiaries	0	0	0	0	0	0	0	0	0	0	0	0	0	0	0	0
b	Directors and their relatives (excluding independent directors and nominee directors)	0	0	0	0	0	0	0	0	0	0	0	0	0	0	0	0
c	Key Managerial Personnel	0	0	0	0	0	0	0	0	0	0	0	0	0	0	0	0
d	Relatives of promoters (other than "Immediate Relatives" of promoters disclosed under "Promoter and Promoter Group" category)	0	0	0	0	0	0	0	0	0	0	0	0	0	0	0	0
e	Trusts where any person belonging to "Promoter and Promoter Group" category is	0	0	0	0	0	0	0	0	0	0	0	0	0	0	0	0



	"trustee", "beneficiary" , or "author of the trust"																	
f	Investor Education and Protection Fund (IEPF)		0	0	0	0	0	0	0	0	0	0	0	0	0	0		0
g	Resident Individuals holding nominal share capital up to Rs. 2 lakhs		1388	229340 14	0	229341 4	21.45	2293 414	0	229 341 4	21.45	0	21.45	1501 4	0.65		2293 414	
h	Resident Individuals holding nominal share capital in excess of Rs. 2 lakhs		8	384100 0	0	384100	3.59	3841 00	0	384 100	3.59	0	3.59	3025 00	78.7 6		3841 00	
i	Non Resident Indians (NRIs)		35	135200 0	0	135200	1.26	1352 00	0	135 200	1.26	0	1.26	0	0		1352 00	
j	Foreign Nationals		0	0	0	0	0	0	0	0	0	0	0	0	0		0	
k	Foreign Companies		0	0	0	0	0	0	0	0	0	0	0	0	0		0	
l	Bodies Corporate		21	124500 0	0	124500	1.16	1245 00	0	124 500	1.16	0	1.16	1250 0	10.0 4		1245 00	
m	Any Other (specify)		64	302000 0	0	302000	2.82	3020 00	0	302 000	2.82	0	2.82	1700 00	56.2 9		3020 00	
	Clearing Members		1	120000	0	12000	0.11	1200 0	0	120 00	0.11	0	0.11	0	0		1200 0	



HUF		63	2900000	0	2900000	2.71	290000	0	290000	2.71	0	2.71	170000	58.62		290000
GUNAVANTH KUMAR G (HUF)	AABHG7529K	1	1200000	0	1200000	1.12	120000	0	120000	1.12	0	1.12	120000	100		120000
Sub-Total (B)(4)		1516	32392014	0	32392014	30.3	3239214	0	3239214	30.3	0	30.3	500014	15.44		3239214
Total Public Shareholding (B)=(B)(1)+(B)(2)+(B)(3)+(B)(4)		1518	33912014	0	33912014	31.72	3391214	0	3391214	31.72	0	31.72	500014	14.74		3391214



Table IV - Statement showing shareholding pattern of the Non Promoter- Non Public shareholder

Category & Name of the Shareholders (I)	PAN (II)	No. of shareh older (III)	No. of fully paid up equity share s held (IV)	Partly paid-up equity shares held (V)	Nos. of shares underlying Depository Receipts (VI)	Total no. shares held (VII = IV+V+VI)	Sharehol ding % calculate d as per SCRR, 1957 As a % of (A+B+C2) (VIII)	Number of Voting Rights held in each class of securities (IX)				No. of Underlying Outstanding convertible securities (including Warrants) (X)	Total shareholdin g , as a % assuming full conversion of convertible securities (as a percentage of diluted share capital) (XI)	Number of Locked in shares (XII)		Number of Shares pledged or otherwise encumbered (XIII)		Number of equity shares held in dematerializ ed form (XIV) (Not Applicable)
								No of Voting Rights			Total as a % of Total Voting rights			No.	As a % of total Shar es held	No. (No t ap pli ca ble)	As a % of total share s held (Not applic able)	
								Class X	Class Y	Tot al								

1	Custodian/DR Holder		0	0	0	0	0		0	0	0	0	0		0	0			0
2	Employee Benefit Trust / Employee Welfare Trust under SEBI (Share Based Employee Benefits and Sweat Equity) Regulations, 2021		0	0	0	0	0	0	0	0	0	0	0		0	0			0
	Total Non-Promoter-Non Public Shareholding (C)= (C)(1)+(C)(2)		0	0	0	0	0		0	0	0	0	0		0	0			0






Table V - Statement showing shareholding pattern of the Significant Beneficiary Owner (SBO)

	Name	PAN	Passport No. in case of a foreign national	Nationality	Details of holding/ exercise of right of the SBO in the reporting company, whether direct or indirect*					Date of creation / acquisition of significant beneficial interest
					Shares	Voting rights	Rights on distributable dividend or any other distribution	Exercise of control	Exercise of significant influence	

Table VI - Statement showing foreign ownership limits

	Particular	Approved Limits (%)	Utilized Limit (%)
--	------------	---------------------	--------------------

Table II- Unclaim Details

Details of Shares which remain unclaimed may be given here along with details such as number of shareholders, outstanding shares held in demat/unclaimed suspense account, voting rights which are frozen etc.	
No. of shareholders	No of share held

Table III- Unclaim Details

Details of Shares which remain unclaimed may be given here along with details such as number of shareholders, outstanding shares held in demat/unclaimed suspense account, voting rights which are frozen etc.	
No. of shareholders	No of share held

Table III- Person in Concert

Details of the shareholders acting as persons in Concert including their Shareholding			
Name of shareholder	Name of PAC	No. of share	Holding %

